


How to create your Facebook Fundraiser for Marathon by Midnight:

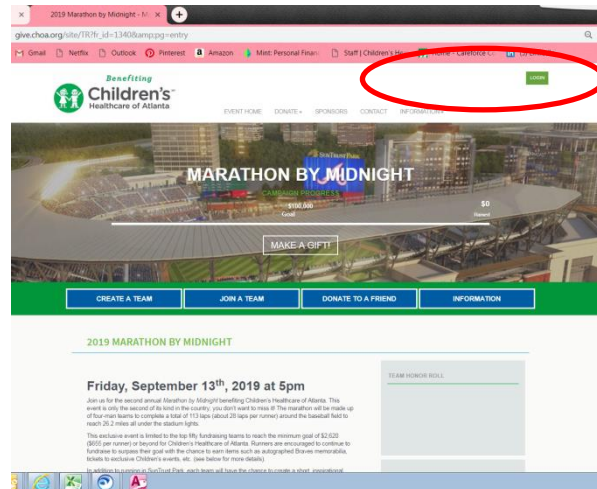
Step 1: Create or join your team by going to www.choa.org/marathon

Step 2: Click “Access your participant center” at the end of your registration process.

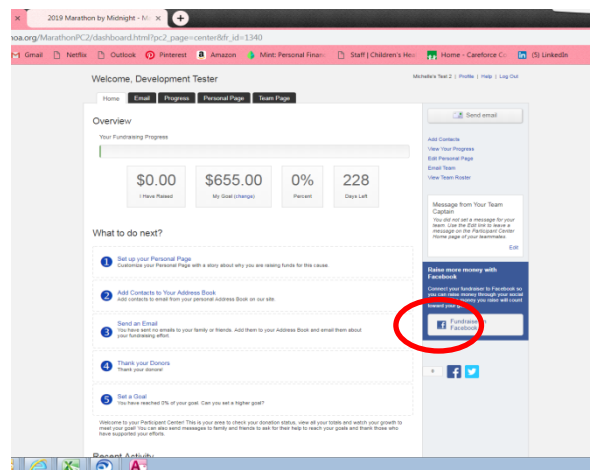


OR

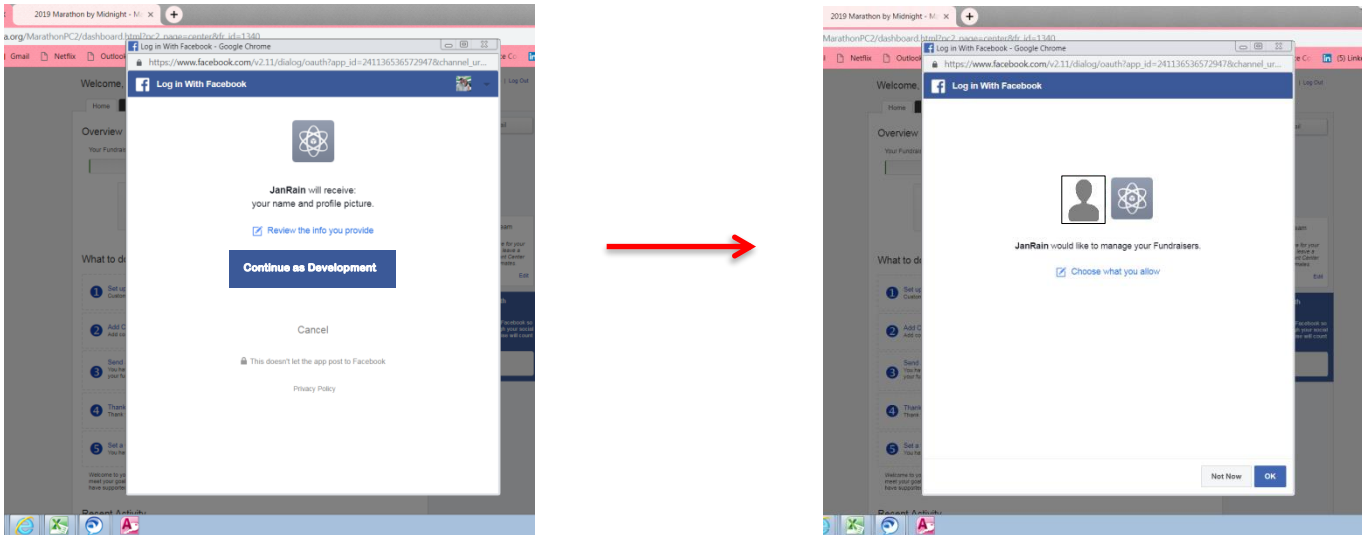
Log into your participant center by logging in on the homepage.



Step 3: Click the “Fundraise on Facebook” button on the right side of the screen



Step 4: Follow the prompt on the screen and allow access to your Facebook, and allow to access your Fundraisers



Step 5: The fundraiser will automatically be posted to your Facebook timeline. You can share the link or the post on Facebook with family and friends!

If you have any questions, be sure to reach out to Catherine Mojcik (catherine.mojcik@choa.org).

Happy fundraising!